


265 W – 285 W Mono-crystalline Solar Module



- Plus power tolerance to +3% to ensure the high reliability of power output
- PV glass design improves oblique irradiance performance and enhances module yield in low-light and medium-angle-light condition
- Junction box and by-pass diodes guarantee the modules free of overheating and “hot spot effect”
- 100% EL test before and after lamination, providing higher quality assurance
- Easy installation and minimal maintenance with compatibility to industry standard inverters and mounting systems
- Modules certified by TÜV to withstand high level of wind and snow loads (2400 Pa / 5400 Pa), hailstone impact (25 mm at 23 m/s), atmospheric impact (Salt-mist corrosion Test, Ammonia Resistance Test), potential induced degradation (PID) test and Carbon footprint assessment
- Special PV Module Insurances by world leading insurance company guarantees the benefit to PV investors and PV module users

Certificates



Warranty

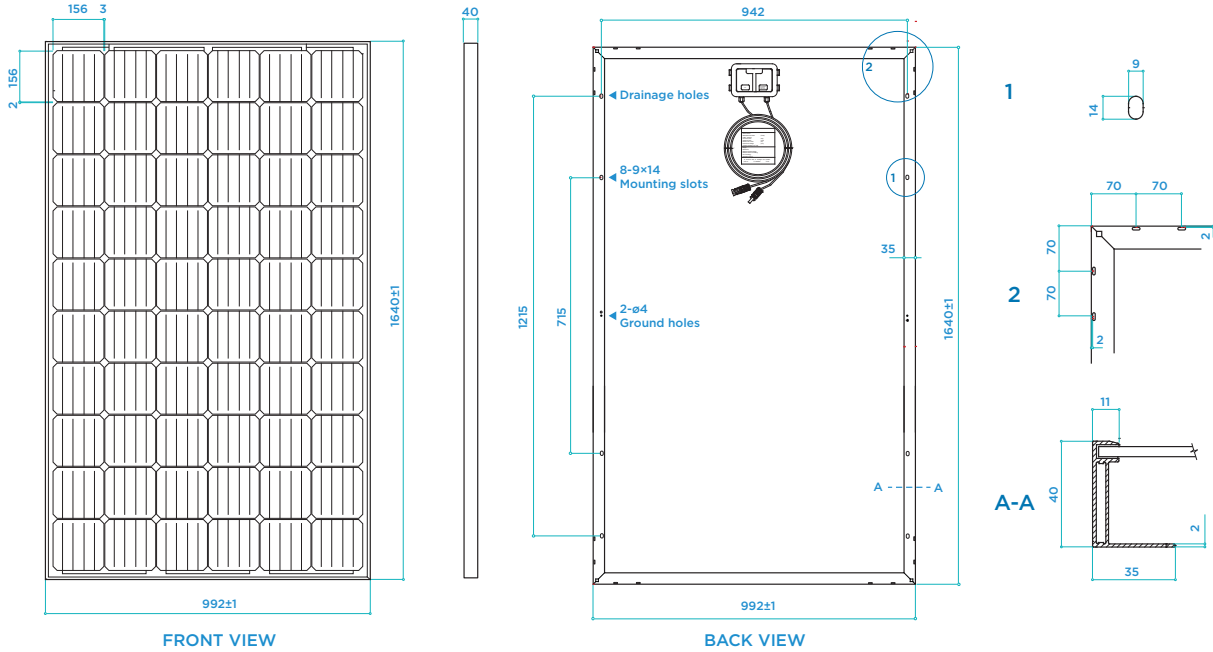
10 Years: Manufacturing Warranty

12 Years Warranty: 90% Power Output

25 Years Warranty: 80% Power Output

Solar cell type	Mono-crystalline 156 × 156 mm
Dimensions	1640 × 992 × 40 mm
Weight	18 kg
Glass	Anti-reflective coated, high transmission, low iron, tempered
Glass thickness	3.2 mm
Encapsulation	EVA (ethylene vinyl acetate)
Back side	White
Frame	Anodized aluminum alloy
No of draining holes in frame	16
Type of connector	MC4 compatible
Junction box (Protection degree)	IP 67
Cable type (Cross-sectional area / length)	4 mm ² / 900 ± 5 mm

Technical Drawings



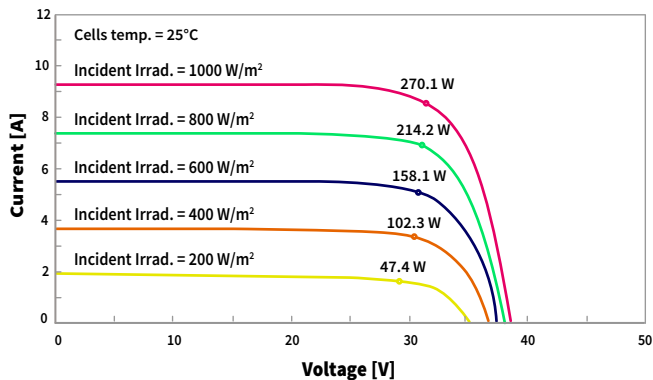
Electrical Characteristics

SOLAR CELLS	MONO-CRYSTALLINE 156 × 156 MM 60 PCS. (6×10) – 4 BUS BARS				
Maximum Power (Pmax)	265 Wp	270 Wp	275 Wp	280 Wp	285 Wp
Voltage at Pmax (Vmp)	30.6 V	30.8 V	31.0 V	31.2 V	31.4 V
Current at Pmax (Imp)	8.66 A	8.77 A	8.87 A	8.98 A	9.08 A
Open-Circuit Voltage (Voc)	37.9 V	38.1 V	38.3 V	38.5 V	38.6 V
Short-Circuit Current (Isc)	9.19 A	9.28 A	9.35 A	9.43 A	9.53 A
Maximum System Voltage (V DC)	1000 V (iec), 600 V (UL)				
Cell Efficiency	18.48 %	18.83 %	19.18 %	19.53 %	19.90 %
Module Efficiency	16.29 %	16.60 %	16.90 %	17.21 %	17.50 %
Number of By-pass Diodes	6				
Maximum Series Fuse	15 A				
Temperature Coefficient of Pmax	- 0.45 % / °C				
Temperature Coefficient of Voc	- 0.34 % / °C				
Temperature Coefficient of Isc	- 0.05 % / °C				
Nominal Operating Cell Temperature	47 ± 2 °C				

Test Parameters

Dielectric Insulation Voltage	6,000 V DC max	Operating Temperature	-40 °C to 85 °C
-------------------------------	----------------	-----------------------	-----------------

I-V Curves at different irradiance



I-V Curves at different temperature

